



INDOOR LOWLAND CHAMPIONSHIPS

Slalom Official ranking



COMPETITION JURY

TECHNICAL DELEGATE	Christophe Lemeire	(BEL)
CHIEF OF RACE	Bert Raaphorst	(NED)
REFEREE	Lloyd Jenkins	(GBR)
ASSISTANT REFEREE	Artur Lewandowski	(NED)
COURSE CHIEF	Jack Meerburg	(NED)
START REFEREE	Erik Fenijn	(NED)
FINISH REFEREE	Albert Cornelisse	

WEATHER

SNOW	ICY
AIR TEMPERATURE	-6,0 °C

1st RUN

COURSESETTER	Stephan/Sven Witvliet/Berber
FORERUNNERS	- A - Jager Dagmar
COURSE	SnowWorld Landgraaf
GATES	35
DIRECTIONS	34
STARTING TIME	0900

2nd RUN

Emily Evans

LIST n°420

Number of competitors: 254, Number of NSA: 6

F = 0

Rank	Bib	First Name	Last Name	Year	Nation	Run 1	Run 2	Time	Gap
------	-----	------------	-----------	------	--------	-------	-------	------	-----

U14-LADIES


1	3	OLIVIA	HOWESON	2006		26.46	27.21	53.67	
2	13	MIRTE	TROOST	2006		29.49	29.20	58.69	5.02
3	5	LORENA	DORRE	2006		28.83	30.02	58.85	5.18
4	7	AMBER	FENNELL	2007		29.25	29.91	59.16	5.49
5	24	HANNAH	SKINNER	2006		29.19	30.82	1:00.01	6.34
6	22	LAURA	KALISCHKO	2006		29.61	31.41	1:01.02	7.35
7	29	ABIGAIL	PUTMAN	2006		31.09	30.38	1:01.47	7.80
8	4	JULIE	VANDAELE	2006		28.84	32.98	1:01.82	8.15
9	40	KATIE	SAUNDERS	2007		30.81	32.10	1:02.91	9.24
10	36	ISABELLA	TOMKINSON	2006		30.06	33.03	1:03.09	9.42
11	34	ANNA	SARKAR	2007		31.14	32.10	1:03.24	9.57
12	31	LIVA	VAN MARWIJK	2006		30.96	32.50	1:03.46	9.79
13	35	ANNE-SOPHIE	NIJP	2006		31.96	32.11	1:04.07	10.40
14	39	DAISY	PUTMAN	2007		31.26	33.42	1:04.68	11.01
15	17	CAITLIN	BALDWIN	2006		30.61	34.10	1:04.71	11.04
16	12	GLORIA	DIEDERICH	2007		31.80	33.72	1:05.52	11.85
17	19	DAISY	COWIE	2006		32.33	33.42	1:05.75	12.08
18	11	EMILIA	ORZEL	2006		32.32	33.67	1:05.99	12.32
19	20	LARA	MARTENS	2007		32.37	34.08	1:06.45	12.78
20	16	HOLLY	TUTT	2007		31.74	34.75	1:06.49	12.82
21	30	GABRIELLA	GIAMBATTISTA-HUNT	2007		32.71	35.12	1:07.83	14.16
22	28	FFION	LEWIS	2007		33.78	36.12	1:09.90	16.23
23	37	MARIT	LUTTEKES	2006		33.43	36.61	1:10.04	16.37
24	2	LAURENE	TEN RAA	2007		31.46	42.16	1:13.62	19.95
25	18	STERRE	VAN DEN BERG	2007		30.35	43.31	1:13.66	19.99
26	23	LILLIA	SIMMONDS	2007		35.34	39.73	1:15.07	21.40
27	14	CÉCILE	MORIS	2007		33.54	41.73	1:15.27	21.60
28	27	ELEANOR	LOOSE	2006		37.32	41.04	1:18.36	24.69
29	10	REGITZE	LAURSEN	2007		37.00	42.85	1:19.85	26.18

INDOOR LOWLAND CHAMPIONSHIPS












Slalom Official ranking

Rank	Bib	First Name	Last Name	Year	Nation	Run 1	Run 2	Time	Gap
30	21	SYDNEY	TERRY	2006		37.61	42.91	1:20.52	26.85

U14-MEN

1	46	CASPER	BARTELS	2006		28.03	28.21	56.24	
2	51	FLORIS	BEEREN	2006		27.94	29.17	57.11	0.87
3	58	LUCA	HUTTEN	2006		28.86	29.12	57.98	1.74
4	78	AUGUSTIN	BOZZETTO	2006		28.81	29.34	58.15	1.91
5	73	DANIEL	PHILIPS	2006		28.88	30.17	59.05	2.81
6	84	DJAI	DENNEBOOM	2007		29.49	30.30	59.79	3.55
7	49	CHRISTOS	BOUAS	2006		29.35	32.19	1:01.54	5.30
8	83	LAURENS	KALF	2007		30.70	31.67	1:02.37	6.13
9	66	SAM	EINDHOVEN	2007		30.49	32.42	1:02.91	6.67
10	55	ALEXANDER	BONIOLO LUND	2006		29.16	34.65	1:03.81	7.57
11	64	ALEXANDER	COLLING	2007		32.11	32.76	1:04.87	8.63
12	41	JONAS	THARIN	2006		31.50	34.44	1:05.94	9.70
13	44	JAMES	WARD-BOPP	2006		32.94	33.08	1:06.02	9.78
14	56	LUKAS	JAMIN	2007		29.81	36.37	1:06.18	9.94
15	76	ALASDAIR	MACDONALD	2006		32.36	33.96	1:06.32	10.08
16	45	STEF	VAN ORTEN	2006		26.76	39.88	1:06.64	10.40
17	68	ARSEN	MOONS	2007		32.05	35.51	1:07.56	11.32
18	77	JACK	WEEKS	2007		32.48	35.19	1:07.67	11.43
19	52	CHRISTIAN	LINDFORS	2006		33.26	35.59	1:08.85	12.61
20	75	KAY	GREEBE	2007		34.37	35.02	1:09.39	13.15
21	70	JOSHUA	COLLING	2007		34.08	36.04	1:10.12	13.88
22	80	MICHAEL	MCINTOSH	2007		34.71	36.25	1:10.96	14.72
23	48	OSCAR	ALLEN	2007		34.38	37.64	1:12.02	15.78
24	60	OLIVER	SADLER	2006		36.27	35.84	1:12.11	15.87
25	74	FLINT	SCHOONBROOD	2006		39.24	35.57	1:14.81	18.57
26	54	LUCAS	COLLYER-TODD	2006		35.97	39.95	1:15.92	19.68
27	61	ADAM	HARRISON-SMITH	2006		37.80	38.64	1:16.44	20.20
28	82	BRODIE	HODGE	2007		36.70	40.99	1:17.69	21.45
29	57	FELIX	WACLAWEK	2007		36.18	42.63	1:18.81	22.57
30	72	FINLAY	BRUCE	2007		39.71	44.46	1:24.17	27.93
31	53	VICTOR	EGGLY-SKOG	2006		43.25	41.76	1:25.01	28.77

U16-LADIES

1	90	NOA	LAM	2004		26.69	27.90	54.59	
2	87	GWYNETH	TEN RAA	2005		26.82	28.34	55.16	0.57
3	102	ELLA	DUSSEAU	2004		28.12	28.55	56.67	2.08
4	97	INGE	MEIJER	2005		27.44	29.72	57.16	2.57
5	108	YASMINE	FLEURBAAIJ	2004		28.22	29.89	58.11	3.52
6	100	NOA	SELLEGER	2005		28.73	30.38	59.11	4.52
7	112	ESMEE	VAN KEULEN	2005		29.24	30.71	59.95	5.36
8	115	CELESTE	VAN ESSEN	2004		29.91	30.55	1:00.46	5.87
9	110	YLVA	SCHROOTS	2004		29.88	31.31	1:01.19	6.60
10	107	NIAMH	THOMPSON	2005		30.26	31.88	1:02.14	7.55
11	113	SOPHIE	HUGHES	2004		30.51	32.43	1:02.94	8.35
12	103	LEXIE	PETERSON	2004		30.41	32.59	1:03.00	8.41

INDOOR LOWLAND CHAMPIONSHIPS

Slalom
Official ranking

Rank	Bib	First Name	Last Name	Year	Nation	Run 1	Run 2	Time	Gap
13	99	ALEXANDRA	HEWETT	2004		32.53	30.75	1:03.28	8.69
14	98	MAUREEN	LAMBERT	2004		30.86	32.45	1:03.31	8.72
15	91	ELISA	DIEDERICH	2004		30.53	33.13	1:03.66	9.07
16	94	NORE	KERKHOF	2004		26.53	38.32	1:04.85	10.26
17	96	EMMA	TRUST	2004		31.23	33.69	1:04.92	10.33
18	105	ZOE	DE BLAEIJ	2005		32.35	34.06	1:06.41	11.82
19	89	JOLIE	HOFFMAN	2005		32.34	35.59	1:07.93	13.34
20	93	MAI	HOLGAARD NIELSEN	2005		32.30	35.66	1:07.96	13.37
21	114	LAUREN	ALEY	2005		33.52	35.32	1:08.84	14.25
22	95	HALINA	LAIDEBEUR	2005		33.70	37.30	1:11.00	16.41
23	86	AMELIA	ALLEN	2005		37.01	39.59	1:16.60	22.01
24	101	EMMA	MUSIEK	2004		33.23	51.00	1:24.23	29.64

U16-MEN

1	161	RYAN	PYE	2004		25.85	25.94	51.79	
2	120	AIDAN	URQUHART	2004		25.91	26.90	52.81	1.02
3	123	FRASER	BAGGALEY	2005		26.15	26.95	53.10	1.31
4	130	LARS	STEENSTRA	2004		27.02	27.13	54.15	2.36
5	124	MARIJN	VAN MARWIJK	2004		27.39	27.19	54.58	2.79
6	118	NANDO	KUYLEN	2004		27.03	28.08	55.11	3.32
7	134	ZACHARY	METHERINGHAM	2004		26.97	28.16	55.13	3.34
8	128	KIERAN	WOOLLEY	2005		28.20	27.85	56.05	4.26
9	138	RINZE	KWAK	2004		28.81	27.38	56.19	4.40
10	165	DANI	DEN BODE	2004		27.92	29.13	57.05	5.26
11	132	LAURENS	BYNENS	2005		27.97	29.39	57.36	5.57
12	135	DJACOMO	BRANDT	2004		27.85	29.82	57.67	5.88
13	154	CHARLIE	DEEM	2005		29.37	29.70	59.07	7.28
14	169	JESSE	VOS	2004		29.28	29.87	59.15	7.36
15	131	BOAZ	SMIT	2005		26.04	33.71	59.75	7.96
16	140	FINLAY	PERRIN JOHNSTON	2005		29.42	30.65	1:00.07	8.28
17	127	IOANNIS	BOUAS	2005		29.44	31.07	1:00.51	8.72
18	141	FREDERICK	HORN	2005		29.15	31.43	1:00.58	8.79
19	149	HARVEY	STANLEY	2005		29.33	31.82	1:01.15	9.36
20	125	VALDEMAR	STENILD	2004		29.44	31.88	1:01.32	9.53
21	163	JOHNNY	WILLIAMS	2005		30.22	33.06	1:03.28	11.49
22	143	ARRAN	DEMPSTER	2005		30.88	32.96	1:03.84	12.05
23	136	CHRISTIAN	ANDERSEN	2005		30.16	34.02	1:04.18	12.39
24	145	EMIEL	BAETEN	2005		31.20	34.39	1:05.59	13.80
25	155	JOE	PARTYKA	2004		31.66	33.99	1:05.65	13.86
26	146	DANIEL	HUTCHINGS	2005		32.64	33.54	1:06.18	14.39
27	129	ANTON	NORS MADSEN	2005		31.75	35.02	1:06.77	14.98
28	126	ADAM	BROWN	2005		32.23	35.58	1:07.81	16.02
29	117	OSKAR	WACLAWEK	2005		36.42	40.56	1:16.98	25.19
30	119	RICHARD	AINSWORTH	2004		46.41	31.80	1:18.21	26.42
31	151	RUARIDH	SEATON	2004		36.03	42.40	1:18.43	26.64
32	147	PHILIP	LYDERSEN	2004		38.50	44.23	1:22.73	30.94
33	166	BRIKKE	JANSSSENS	2004		33.47	52.58	1:26.05	34.26
34	158	FLORIS	FENIJN	2004		41.38	46.99	1:28.37	36.58
35	150	VICO	AERTS	2005		28.08	1:13.05	1:41.13	49.34

INDOOR LOWLAND CHAMPIONSHIPS

Slalom
Official ranking

Rank	Bib	First Name	Last Name	Year	Nation	Run 1	Run 2	Time	Gap
U18-LADIES									
1	173	MAYTÉ	BOUMANS	2003		27.72	29.13	56.85	
2	185	CHARLOTTE	WARNE	2003		27.61	29.66	57.27	0.42
3	183	HILDE	VAN DOORNEN	2003		28.04	29.78	57.82	0.97
4	184	IRIS	VAN DEN BERG	2003		29.18	29.86	59.04	2.19
5	178	ENYA	DE CAESENMAEKER	2003		29.23	30.67	59.90	3.05
6	174	AMELIE	LEWANDOWSKI-KATZ	2003		29.35	31.05	1:00.40	3.55
7	176	FIEN	BOURBON	2003		28.78	32.11	1:00.89	4.04
8	196	MARA	ISLER	2003		31.56	29.81	1:01.37	4.52
9	191	BIRTHE	PRAAST	2002		30.55	33.36	1:03.91	7.06
10	192	BELLA	JAMES	2003		31.55	33.01	1:04.56	7.71
11	197	JULIE	KEGHIAN	2002		32.96	32.65	1:05.61	8.76
12	198	OLIVIA	O'BRIEN	2003		30.89	36.36	1:07.25	10.40
13	193	CHÉRYL	OSCH	2003		37.45	42.20	1:19.65	22.80

U18-MEN









1	202	TOBY	CASE	2002		24.49	24.74	49.23	
2	203	ROBIN	WYFFELS	2002		25.32	25.96	51.28	2.05
3	211	TIES	DE JONGE	2002		25.40	26.04	51.44	2.21
4	224	NICOLAJ	LINDFORS	2002		25.70	26.32	52.02	2.79
5	249	LOUIS	MASQUELLIER	2003		26.41	26.60	53.01	3.78
6	228	VIKTOR	BAETEN	2002		26.55	26.78	53.33	4.10
7	253	JOACHIM	KEGHIAN	2003		26.04	27.46	53.50	4.27
8	215	JARNE	WERCKX	2003		27.24	28.36	55.60	6.37
9	206	CHRISTOPHER	DIJKSMAN	2003		28.57	27.28	55.85	6.62
10	220	SAM	WATERMAN	2002		28.12	28.94	57.06	7.83
11	209	FRANKLIN	VANDEVELDE	2003		25.65	31.57	57.22	7.99
12	230	BRAM	DEPOND	2003		27.84	30.15	57.99	8.76
13	239	NIELS	DE BRAUWER	2002		27.80	30.32	58.12	8.89
14	233	LENNART	VANPUYVELDE	2002		28.94	29.73	58.67	9.44
15	199	JURRE	JEURISSEN	2003		26.41	32.47	58.88	9.65
16	229	THIJMEN	WIJMAN	2002		28.34	30.88	59.22	9.99
17	219	MAX	SCHUBERT	2003		30.80	30.75	1:01.55	12.32
18	217	QUILLAN	BRUERS	2002		29.60	32.68	1:02.28	13.05
19	244	REMY	VAN BREUGEL	2003		30.43	32.22	1:02.65	13.42
20	231	DYLAN	DEKKER	2003		31.67	31.24	1:02.91	13.68
21	240	JOSHUA	ROLFE	2002		30.61	33.76	1:04.37	15.14
22	242	ALEX	AINSWORTH	2002		30.93	34.57	1:05.50	16.27
23	250	JACQUES	GIBB	2003		29.56	36.32	1:05.88	16.65

U21-LADIES

1	181	AXELLE	MOLLIN	2001		24.61	25.71	50.32	
2	172	KIARA	DERKS	2001		25.32	26.09	51.41	1.09
3	170	PUCK	VEEZE	2001		27.45	34.78	1:02.23	11.91

INDOOR LOWLAND CHAMPIONSHIPS

Slalom Official ranking

Rank	Bib	First Name	Last Name	Year	Nation	Run 1	Run 2	Time	Gap
U21-MEN									
1	201	ELIOT	GRANDJEAN	2000		24.78	25.43	50.21	
2	213	PETER	KROL	2001		25.12	25.58	50.70	0.49
3	227	MATTHIAS	DE NUTTE	2000		27.90	29.54	57.44	7.23
4	216	LUCA	DEN BODE	2001		28.26	29.20	57.46	7.25
5	221	GIANNI	CLOOSTERMANS	2000		30.76	28.91	59.67	9.46
6	237	ALEXANDER	TRUST	2000		30.57	30.76	1:01.33	11.12
7	238	COLM	URQUHART	2001		30.79	32.18	1:02.97	12.76
8	223	NOAH	THYS	2000		28.24	42.67	1:10.91	20.70

SENIORS-LADIES

1	186	ASTRID	TEMPELAARS	1998		28.74	38.81	1:07.55	
2	190	MIRANDA	VAN LOPIK	1998		32.82	35.02	1:07.84	0.29

SENIORS-MEN

1	226	JIMMY	VAN HERWERDEN	1994		25.37	25.27	50.64	
2	218	MAX	VERVOORT	1996		26.83	26.68	53.51	2.87
3	225	THOMAS	VERSTRAELEN	1994		27.76	28.21	55.97	5.33
4	254	LUCAS	MORAN	1995		29.03	29.99	59.02	8.38

MASTERS-LADIES

1	188	GEERTJE	DERKSEN	1985		26.92	27.00	53.92	
---	-----	---------	---------	------	---	-------	-------	--------------	--

MASTERS-MEN

1	232	RUTGER	DE IONGH	1978		29.47	30.50	59.97	
2	236	JOHN	URQUHART	1968		29.55	30.95	1:00.50	0.53
3	235	BEREND JAN	BEUGEL	1964		32.26	33.15	1:05.41	5.44
4	241	DIEDERIK	VAN OMME	1975		35.14	44.42	1:19.56	19.59
5	252	PIERRE-ALAIN	EGGLY-SKOG	1961		37.39	42.25	1:19.64	19.67
6	248	OLIVIER	LAIDEBEUR	1975		40.78	42.35	1:23.13	23.16
7	251	MARTIN	LAURSEN	1974		42.36	42.38	1:24.74	24.77

U18-MASTERS LADIES

1	181	AXELLE	MOLLIN	2001		24.61	25.71	50.32	
2	172	KIARA	DERKS	2001		25.32	26.09	51.41	1.09
3	188	GEERTJE	DERKSEN	1985		26.92	27.00	53.92	3.60
4	173	MAYTÉ	BOUMANS	2003		27.72	29.13	56.85	6.53
5	185	CHARLOTTE	WARNE	2003		27.61	29.66	57.27	6.95
6	183	HILDE	VAN DOORNEN	2003		28.04	29.78	57.82	7.50
7	184	IRIS	VAN DEN BERG	2003		29.18	29.86	59.04	8.72

INDOOR LOWLAND CHAMPIONSHIPS

Slalom
Official ranking

Rank	Bib	First Name	Last Name	Year	Nation	Run 1	Run 2	Time	Gap
8	178	ENYA	DE CAESENMAEKER	2003		29.23	30.67	59.90	9.58
9	174	AMELIE	LEWANDOWSKI-KATZ	2003		29.35	31.05	1:00.40	10.08
10	176	FIEN	BOURBON	2003		28.78	32.11	1:00.89	10.57
11	196	MARA	ISLER	2003		31.56	29.81	1:01.37	11.05
12	170	PUCK	VEEZE	2001		27.45	34.78	1:02.23	11.91
13	191	BIRTHE	PRAAST	2002		30.55	33.36	1:03.91	13.59
14	192	BELLA	JAMES	2003		31.55	33.01	1:04.56	14.24
15	197	JULIE	KEGHIAN	2002		32.96	32.65	1:05.61	15.29
16	198	OLIVIA	O'BRIEN	2003		30.89	36.36	1:07.25	16.93
17	186	ASTRID	TEMPELAARS	1998		28.74	38.81	1:07.55	17.23
18	190	MIRANDA	VAN LOPIK	1998		32.82	35.02	1:07.84	17.52
19	193	CHÉRYL	OSCH	2003		37.45	42.20	1:19.65	29.33

U18-MASTERS MEN

1	202	TOBY	CASE	2002		24.49	24.74	49.23	
2	201	ELIOT	GRANDJEAN	2000		24.78	25.43	50.21	0.98
3	226	JIMMY	VAN HERWERDEN	1994		25.37	25.27	50.64	1.41
4	213	PETER	KROL	2001		25.12	25.58	50.70	1.47
5	203	ROBIN	WYFFELS	2002		25.32	25.96	51.28	2.05
6	211	TIES	DE JONGE	2002		25.40	26.04	51.44	2.21
7	224	NICOLAJ	LINDFORS	2002		25.70	26.32	52.02	2.79
8	249	LOUIS	MASQUELLIER	2003		26.41	26.60	53.01	3.78
9	228	VIKTOR	BAETEN	2002		26.55	26.78	53.33	4.10
10	253	JOACHIM	KEGHIAN	2003		26.04	27.46	53.50	4.27
11	218	MAX	VERVOORT	1996		26.83	26.68	53.51	4.28
12	215	JARNE	WERCKX	2003		27.24	28.36	55.60	6.37
13	206	CHRISTOPHER	DIJKSMAN	2003		28.57	27.28	55.85	6.62
14	225	THOMAS	VERSTRAELEN	1994		27.76	28.21	55.97	6.74
15	220	SAM	WATERMAN	2002		28.12	28.94	57.06	7.83
16	209	FRANKLIN	VANDEVELDE	2003		25.65	31.57	57.22	7.99
17	227	MATTHIAS	DE NUTTE	2000		27.90	29.54	57.44	8.21
18	216	LUCA	DEN BODE	2001		28.26	29.20	57.46	8.23
19	230	BRAM	DEPOND	2003		27.84	30.15	57.99	8.76
20	239	NIELS	DE BRAUWER	2002		27.80	30.32	58.12	8.89
21	233	LENNART	VANPUYVELDE	2002		28.94	29.73	58.67	9.44
22	199	JURRE	JEURISSEN	2003		26.41	32.47	58.88	9.65
23	254	LUCAS	MORAN	1995		29.03	29.99	59.02	9.79
24	229	THIJMEN	WIJMAN	2002		28.34	30.88	59.22	9.99
25	221	GIANNI	CLOOSTERMANS	2000		30.76	28.91	59.67	10.44
26	232	RUTGER	DE IONGH	1978		29.47	30.50	59.97	10.74
27	236	JOHN	URQUHART	1968		29.55	30.95	1:00.50	11.27
28	237	ALEXANDER	TRUST	2000		30.57	30.76	1:01.33	12.10
29	219	MAX	SCHUBERT	2003		30.80	30.75	1:01.55	12.32
30	217	QUILLAN	BRUERS	2002		29.60	32.68	1:02.28	13.05
31	244	REMY	VAN BREUGEL	2003		30.43	32.22	1:02.65	13.42
32	231	DYLAN	DEKKER	2003		31.67	31.24	1:02.91	13.68
33	238	COLM	URQUHART	2001		30.79	32.18	1:02.97	13.74
34	240	JOSHUA	ROLFE	2002		30.61	33.76	1:04.37	15.14
35	235	BEREND JAN	BEUGEL	1964		32.26	33.15	1:05.41	16.18
36	242	ALEX	AINSWORTH	2002		30.93	34.57	1:05.50	16.27

INDOOR LOWLAND CHAMPIONSHIPS

Slalom
Official ranking

Rank	Bib	First Name	Last Name	Year	Nation	Run 1	Run 2	Time	Gap
37	250	JACQUES	GIBB	2003		29.56	36.32	1:05.88	16.65
38	223	NOAH	THYS	2000		28.24	42.67	1:10.91	21.68
39	241	DIEDERIK	VAN OMME	1975		35.14	44.42	1:19.56	30.33
40	252	PIERRE-ALAIN	EGGLY-SKOG	1961		37.39	42.25	1:19.64	30.41
41	248	OLIVIER	LAIDEBEUR	1975		40.78	42.35	1:23.13	33.90
42	251	MARTIN	LAURSEN	1974		42.36	42.38	1:24.74	35.51

Not classified

Did Not Start - Run 1 (10)

6	EMMA	GEERINCK	2007		DNS
59	JEFFREY	SCHEEPENS	2007		DNS
69	CHRISTIAN	VON MACH	2006		DNS
148	JEFF	DENYS	2005		DNS
177	NINA	SCHIPPERS	2003		DNS
180	SAARTJE	DE DECKERE	2002		DNS
205	DRIES	VAN CEULEBROECK	2000		DNS
207	FERRY	EMBREGTS	1998		DNS
243	JULES	DENYS	2003		DNS
245	LOUIS	DE BIE	2003		DNS

Did Not Finish - Run 1 (12)

38	ANNA	KONIJN	2007		DNF	
43	JÉRÉMY	KEGHIAN	2006		DNF	43.54
50	KRISTIAN	PETERSEN	2006		DNF	
62	SVEN	CORNELISSE	2006		DNF	33.82
106	YVETTE	WIELAARD	2005		DNF	33.78
116	ARTHUR	MÄNSSON	2005		DNF	
121	MEES	CLAUSING	2004		DNF	
144	MURDO	WATSON	2005		DNF	
159	EUAN	GRANT	2005		DNF	
167	MIKOLAJ	GEERINCK	2005		DNF	38.40
175	SARA	ROGGEMAN	2001		DNF	
212	NOAH	KRABSHUIS	2000		DNF	

Disqualified - Run 1 (4)

25	CHARLOTTE	UNSWORTH	2007		DSQ		Gate 9
26	DARCY	CAHENY	2006		DSQ	1:03.92	Gate 7
194	NATALIE	PETERSEN	2003		DSQ		Gate 31
234	CHARLIE	TUBBS	2003		DSQ	DSQ	Gate 22

Did Not Start - Run 2 (1)

182	BRITT	VAN WINSEN	2001		32.12	DNS
-----	-------	------------	------	--	-------	-----

Did Not Finish - Run 2 (43)

1	CAROLINE	WEXEL	2006		37.75	DNF
8	AUDREY	OSCH	2006		34.67	DNF
9	MAUD	VAN BURIK	2006		35.23	DNF
15	MYRTHE	JAGER	2006		28.57	DNF

INDOOR LOWLAND CHAMPIONSHIPS

**Slalom
Official ranking**

Rank	Bib	First Name	Last Name	Year	Nation	Run 1	Run 2	Time	Gap
	32	ELKE	STEENSTRA	2006		32.47	DNF		
	42	MAXIMILIAN	PIETRZAK	2007		31.60	DNF		
	47	PAUL	MARSHALL	2006		28.91	DNF		
	63	RUBEN	WOUTERS	2007		33.72	DNF		
	65	HUGO	HAGGERTY	2007		32.30	DNF		
	67	JOSHUA	FOUND	2007		44.24	DNF		
	71	JOSEPH	WILLOUGHBY	2007		37.37	DNF		
	79	ROBIN	BOTH	2006		31.54	DNF		
	85	CHARLOTTE	HOLMES	2005		26.94	DNF		
	88	INGRID	HOLM SOMMER	2005		37.48	DNF		
	92	ISOBEL	AINSWORTH	2004		38.44	DNF		
	104	MIA	CONDREN	2004		31.50	DNF		
	109	LORE	DUDAL	2005		32.75	DNF		
	111	KIM	VERDOOLD	2004		27.81	DNF		
	122	DANIEL	CLARKE	2004		32.98	DNF		
	133	SVEND	NORS MATHIASSEN	2004		30.85	DNF		
	137	MAX	LAUGHLAND	2004		33.35	DNF		
	139	CAN SPENCER	CILOGLU	2005		31.70	DNF		
	142	KAYNE	STANWAY	2005		26.86	DNF		
	152	ISAAC	CUTTING	2004		29.55	DNF		
	153	JACK	FURSE-COPE	2004		29.89	DNF		
	156	ROSS	MCINTYRE	2004		31.49	DNF		
	157	NICK	ZONDAG	2005		30.24	DNF		
	160	DANIEL	LEITCH	2005		29.54	DNF		
	162	LOUIS	STANDER	2005		28.53	DNF		
	164	RYRIE	HODGE	2005		30.08	DNF		
	168	SENNE	LOSEKOOT	2005		28.80	DNF		
	171	ELLIE	JACKSON	2002		28.73	DNF		
	179	AMBER	VANDEBOGAERDE	2002		27.17	DNF		
	187	ADÈLE	CORNET	2003		34.17	DNF		
	189	ÉMILIE	HEINEN	2002		31.09	DNF		
	195	ANNA	HARRISON	1970		43.05	DNF		
	200	ROY	MOEHRING	1999		25.45	DNF		
	204	DAVID	LEEK	2000		27.77	DNF		
	208	YOERI	DE DECKER	2000		25.22	DNF		
	210	ARTHUR	CANAERTS	2002		27.94	DNF		
	214	JANNES	BEUKER	2002		26.46	DNF		
	222	VICTOR	DE KEIJZER	2002		26.85	DNF		
	247	NICO	BACHNER	2003		27.05	DNF		

Disqualified - Run 2 (4)

	33	LAURA	HARRISON-SMITH	2007		36.66	DSQ		Gate 15
	81	JAYDEN	ZINGEL	2007		30.34	DSQ		Gate 11
	234	CHARLIE	TUBBS	2003		DSQ	DSQ		
	246	PETER	GASH	1956		45.12	DSQ		Gate 3

(DNS: Did Not Start, DNF: Did Not Finish, DSQ: Disqualified, NPS: Not Permitted to Start)

RECAP	1st RUN	2nd RUN	
Records:			254
Did Not Start:	10	1	11
NOT PERMITTED TO START:	0	0	0

INDOOR LOWLAND CHAMPIONSHIPS

Slalom

Official ranking

Did Not Finish:	12	43	55
Disqualified:	4	4	8
Did Not Qualify for 2nd RUN:		0	0
At Finish:			181
